








**Project: PSD: Kamiak Elementary School****Date: January 24, 2019****Weather conditions:**

Date	Hi/Low	Precip	Snow	Forecast	Avg. HI / LO
Thu 1/24	38°/31°	0 IN	0 IN	 Low clouds and fog	38°/27°
Fri 1/25	38°/29°	0 IN	0 IN	 Low clouds, fog breaking	38°/27°
Sat 1/26	41°/31°	0 IN	0 IN	 Low clouds and fog	38°/27°
Sun 1/27	40°/25°	0.04 IN	0.5 IN	 Low clouds and fog	38°/27°
Mon 1/28	37°/21°	0 IN	0 IN	 Sunshine and patchy clouds	38°/27°
Tue 1/29	35°/24°	0 IN	0 IN	 Partly sunny	38°/27°
Wed 1/30	38°/29°	0 IN	0 IN	 Considerable cloudiness	38°/27°

Discussion with: See Construction Progress Meeting minutes dated 1/24/19**Construction Activities:**

1. There are a number of areas that still need to be painted. General Contractor and Architect was notified.





2. Looking north in scullery area of the Kitchen. Arrow is pointing to box that needs to be trimmed out properly.



3. This is a close up view of the above mentioned box. This box will need to be properly trimmed out.





4. This is the storage room at the northwest corner of gymnasium box. Note the contractor has taken delivery of stairway railings. Also I notified the contractor the chiller hydronic piping wall penetrations still need to be sealed.



5. Appears the contractor has installed the operable wall between the Multi-Purpose room and Stage.





6. This is a photo of doors 135B. It appears water is seeping at each side of the door and is continuing under walls.



7. Contractor continues installation of aluminum frames, door and glazing at Library.





8. Photo is looking north standing in Spec. Education room 121. Thru wall opening into the Program Space 121B, the door past that is to Restroom 121C.



9. Appears there are a number of gang hand wash stations that are in different phases of installation. PR-40 shrouds to cover protruding piping are not installed





10. Contractor has installed tile at landing of south stairway.



11. Contractor has applied adhesive for tile installation at lower portion at south stairway.





- 12. Contractor and architect notified that a filter needs to be added to drain installed in area southeast of the building. Currently the piping is susceptible to filling with mud.**



- 13. Looking south down north east pond. Arrow is pointing to a drain structure that the Civil Engineer has informed the contractor appears to be 2" or 3" high. Contractor to review and adjust as necessary.**





- 14. Contractor is progressing with the installation (welded connections) of the chiller hydronic lines. See photo 4 for interior view of the pipe penetrations.**

Please note below excerpt from Commissioning Field Report from May 2018. I am concerned the welded vertical hydronic piping is installed, assuming the chiller is at its final elevation before they install the missing pieces under the chiller which will likely change the elevation of the chiller.

I will notify Architect and Commissioning Authority.

- 15. It appears there has been no change to chiller: Commissioning Report #1, Observation SOR-1-003: "Chiller is set directly on concrete housekeeping pad. Still needs to be set on elastomeric isolation pad, chiller base frame and anchored to concrete."**





- 16. It appears the contractor has now installed the housekeeping pad.**



- 17. It appears there is another piece of fencing fabric coming of fence frame. I notified the contractor and architect.**





18. It appears that 2 of the previous asphalt path repairs are failing. I notified the contractor and architect.



Deficiencies: Items identified in photos 6, 9, 12, 13, 14, 15, 18 and 19.

Dan Gordon
Project Manager

