








**Project: PSD: Kamiak Elementary School****Date: May 10, 2018****Weather conditions:**

Date	Hi/Lo	Precip	Snow	Forecast	Avg. HI / LO
Thu 5/10	60°/41°	0.17 IN	0 IN	 Times of clouds and sun	64°/40°
Fri 5/11	60°/43°	0 IN	0 IN	 Low clouds may break	64°/41°
Sat 5/12	73°/46°	0 IN	0 IN	 Partly sunny and warmer	64°/41°
Sun 5/13	74°/49°	0 IN	0 IN	 Partly sunny and pleasant	64°/41°
Mon 5/14	77°/52°	0 IN	0 IN	 Pleasantly warm with some sun	65°/41°
Tue 5/15	76°/51°	0 IN	0 IN	 Pleasant with clouds and sun	65°/42°
Wed 5/16	69°/47°	0 IN	0 IN	 Mostly sunny	65°/42°

Discussion with: See Construction Progress Meeting dated 5/3/18**Construction Activities:**

1. View of Kamiak looking west from what will be NW Canyon View Drive.





2. **Masons appear to making headway on brick veneer on the east elevation of Area A.**



3. **View is looking easterly up what will be the NW Canyon View Drive. The stake is one of four elevations surveyed along the centerline of NW Canyon View Drive as requested by the District. This stake calls for a cut of over 7 feet to subgrade; the next stake is just past the crest of the hill, it shows a cut of over 23 feet to subgrade.**





4. Masons continue laying brick veneer. This view is of the south end of the building east of the curtain wall. Although hard to see there is a blue horizontal course near the



5. View is of the east elevation of Area A. Although impossible to see in this photo, there is basket weave brick between upper and lower windows. See next photo for a better picture.





6. Although still difficult to see, there is brick veneer placed in a basket weave just below contractor and above the window.
I will try to get a better picture with my next report.



7. Contractor has set reinforcing for the ramp to the stage.





8. **Appears the contractor has installed the toilet carriers and piping for Restrooms 150 and 152.**



9. **Rough in of Mechanical, Electrical and Plumbing continues on lower floor.**





- 10. Appears the contractor is installing pipe insulation on installed piping from the south moving north.**



- 11. Contractor has installed backing/blocking in rooms lower floor Area A.**





- 12. Appears the contractor has begun installing wallboard in classrooms on the lower floor. Starting on the south end moving north.**



- 13. Appears the contractor has begun installing wallboard in classrooms on the lower floor. Starting on the south end moving north.**





- 14. As one side of walls are wall boarded, the insulator is installing the sound batting in wall cavities between rooms and hall.**



- 15. Contractor has put plastic cover over wallboard to protect it from the weather at breakout space where the curtain wall has not been installed yet.**





16. Appears the contractor has staged wallboard and prefabricated duct pieces in each room on upper floor of Area A.



Deficiencies: No issues noticed at this time.

Dan Gordon
Project Manager

