








**Project: PSD: Kamiak Elementary School****Date: April 12, 2018****Weather conditions:**

Date	Hi/Low	Precip	Snow	Forecast	Avg. HI / LO
Thu 4/12	47°/33°	0.03 IN	0 IN	 Mostly cloudy with a shower	56°/35°
Fri 4/13	50°/41°	0.13 IN	0 IN	 Mostly cloudy and chilly	56°/35°
Sat 4/14	54°/41°	0.02 IN	0 IN	 Times of clouds and sun	56°/35°
Sun 4/15	54°/38°	0.49 IN	0 IN	 Cloudy with a few showers	56°/35°
Mon 4/16	46°/33°	0.04 IN	0 IN	 Cloudy, a shower; chilly	57°/35°
Tue 4/17	47°/31°	0.02 IN	0 IN	 Partly sunny with a shower	57°/36°
Wed 4/18	52°/36°	0 IN	0 IN	 A couple of showers possible	57°/36°

Discussion with: See Construction Progress Meeting dated 4/12/18**Construction Activities:**

1. View looking south at the Gymnasium. The opening seen is for contractor entrance into the building. This will be closed up once there is no further need for larger equipment access into space.





2. Contractor appears to have all the insulation board installed on the east elevation of Area A.



3. View looking west from the Gymnasium space through the Multi-Purpose to Music Classroom.





4. **Underground piping and conduits appear to all be installed at Music Classroom.**



5. **Floor has been installed and housekeeping pads poured in Kitchen Mezzanine. To the left in this photo the stair has also been installed.**





6. Although difficult to see in this photo, there appears to be a crack forming in the west side of the CMU opening for Door 139C.



7. There also appears to be a crack forming in the east side of the CMU opening for Door 139C





8. Contractor has placed the housekeeping pads for equipment Mechanical Room 136.



9. Contractor has placed housekeeping pad for equipment in Electrical Room 134.





**10. Framing in lower floor
Area B continues.**



**11. Ductwork, fire
suppression piping,
electrical and plumbing
rough in continues in
lower floor Area A.**






- 12. This view is looking north along Corridor 118A, Conference Room 118G is to the right in this photo.**



- 13. Contractor has begun installing fire alarm conduit (red).**





- 14. Upper floor Area A:
Contractor installing fire
suppression waterline
piping.**



- 15. Upper floor Area A:
Contractor installing fire
suppression waterline
piping.**





- 16. Upper floor Area A:**
Appears interior wall framing is nearly complete, installation of metal doorframes to begin.



- 17. Contractor has poured housekeeping pads for equipment in Mezzanine in Area B. The Gymnasium is on the other side of the CMU wall in this photo.**





18. Contractor has staged piping in the mezzanine at the juncture of Area A and B.



Deficiencies: I noticed some CMU cracking, shown in photos 6 and 7 above. Architect also took photos for the Structural Engineer to review. Design Team will notify Project Team if there is any structural concern. No other issues noticed at this time.

Dan Gordon
Senior Project Manager

