








**Project: PSD: Kamiak Elementary School****Date: February 7, 2019****Weather conditions:**

Date	Hi/Lo	Precip	Snow	Forecast	Avg. HI / LO
Thu 2/7	25°/18°	0 IN	0 IN	 Turning cloudy; cold	40°/27°
Fri 2/8	27°/21°	0.13 IN	1.9 IN	 A bit of afternoon snow	40°/27°
Sat 2/9	25°/11°	0.1 IN	2.4 IN	 Cloudy, a bit of snow; windy	40°/27°
Sun 2/10	16°/12°	0.09 IN	2 IN	 A little snow at times	40°/27°
Mon 2/11	23°/15°	0.06 IN	1.3 IN	 A little snow; very cold	40°/27°
Tue 2/12	28°/21°	0.1 IN	1.6 IN	 Mostly cloudy; cold	40°/27°
Wed 2/13	31°/20°	0.09 IN	1 IN	 Snow or flurries possible	41°/27°

Discussion with: See Construction Progress Meeting minutes dated 2/7/19**Construction Activities:**

1. The contractor is in the process of installing breakmetal enclosures over structural columns and window corners outside.





2. The contractor is in the process of installing breakmetal enclosures above exterior windows.



3. Contractor has taken delivery of "Total Doors" these doors will be installed at the corridor entrances. See photo 14 for photo of a set that is installed.





- 4. The Kitchen service counter has been delivered.**



- 5. Kitchen Equipment has been delivered and installation is underway.**





6. Scullery counter installation underway looking north.



7. Scullery counter installation underway looking south.





8. It appears the contractor has begun the installation of the condensation line inside the Freezer and Cooler.



9. Contractor has applied the finish floor inside the Freezer and Cooler.





- 10. Contractor has applied the finish floor inside the dry storage room. Kitchen equipment stored in this room for now.**



- 11. This door will be revised so it opens the opposite way due to ADA requirements. I believe this is a warmer being stored here for now.**





- 12. It appears the plumber is in the process of installing the high and low drinking fountains at bathroom near Gymnasium.**



- 13. Contractor has installed the carpet in the Library.**





- 14. Looking north: The green line demarks the center of the hall for tile lay out. Note the set of “Total Doors 120” installed at the north end of Corridor 120 has been installed.**



- 15. Further north down Corridor 120: Contractor has applied adhesive for tile.**





- 16. Looking north Corridor 226: Contractor is installing the FRP wall protection on the west wall.**



- 17. Contractor installing FRP wall protection in Breakout space.**





18. Contractor has installed tile in north stairwell.



19. Contractor has installed tile in north stairwell.



Deficiencies: None noticed at this time.

Dan Gordon
Project Manager

