



ELD Advisory Committee Minutes

October 5, 2020 | 3:30 – 5:00 pm | via Zoom

Members present: Roberta Kramer, Kelli Dahmen, Isabel Haller-Gryc, Jim Bruce, Anissa Terres, Kenyah Thomas, McKenzie Kapp, Paula Bates, Lani DeBuhr

Members absent: Sandra Casanova, Yosey Hagai, Hessa Segoe

3:30 pm- Roberta Kramer called the meeting to order.

➤ **Review ELD Handbook**

- The committee reviewed the 2019-20 ELD Handbook. It was recommended the updated parent letter from OSPI be included in the handbook for the 2020-21 school year. No other changes were made.
- **Action: Lani DeBuhr will add the letter to the handbook and have the handbook posted to the district website.**

➤ **Review 2020-21 Title III and STBIP plans**

- **Instructional Services:** STBIP funds are used for ELD staff salaries/wages and the grant proposal has been submitted to OSPI. The district has two 1.0 ELD teachers and two paraeducators (6 hrs/day) for the 2020-2021 school year. The current instructional model and additional resources the district utilizes have been working very well. The plan is similar to last year except Isabel Haller-Gryc is now offering coaching outside of the regular school day. No changes were recommended for the plan and services offered.

Professional Development: Title III funds are used for Professional Development and the grant proposal has been submitted to OSPI.

SIOP Cohort training was offered to KES staff at the beginning of the year but teachers did not sign up for it. This was most likely due to the large amount of learning and training they were doing to prepare for Distance Learning 2.0. This training will be offered to KES staff again next year in hopes it will be a better time for teachers to attend.

The Language Building Blocks Book Study that is also being offered had six attendees and will continue meeting once a month throughout the school year.

- **Parent Involvement:** Due to COVID-19 restrictions a virtual ELD New Parent Event will be held.
- **Action: Isabel and Roberta will work on choosing a date for the event. Isabel will plan the event with Lani helping as needed.**
- **Anticipated Expenditures:** The committee reviewed the anticipated expenditure budget reports for Title III and STBIP funds. The majority of expenses are for staff wages, no changes were recommended.

- **Program Evaluation:** A parent survey will be sent out soon and will be based off the OSPI ELL Parent Survey. The feedback from the parent surveys will be reviewed and discussed at a future meeting. The district will also continue to use the ELPA21 Summative and SBA test results in evaluating ELL students' academic process throughout the year.

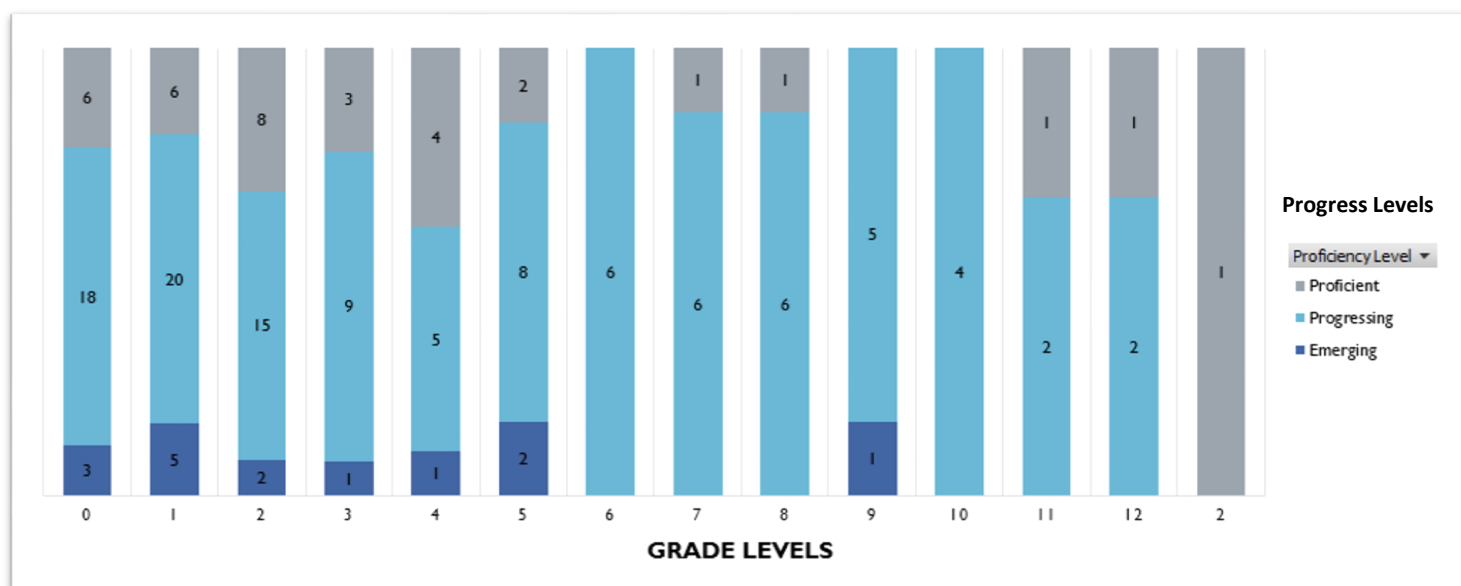
➤ **Student Progress from 2019-2020**

- The committee reviewed the data from the 2019-20 ELPA21 test scores. *(reports are attached)*
Observations/Comments:
 - Some students at PHS were unable to complete the test due to the COVID school closure in March 2020.
 - Kindergarten students did very well on the test with several of them testing out of program. Isabel said these scores may be reflective of having proctors who are familiar with the test helping them.
 - There were no 9th graders that scored proficient on the test. It was recommended future 9th graders who are struggling be assessed to see if they would qualify for additional help via LAP.
 - WIDA testing will replace the WELPA-ELPA21 testing for 2021-2022 school year. The district will continue to use WELPA for this school year. Isabel feels the WIDA test is better due to it being more comprehensive and having more resources available to parents.

4:30 pm- Roberta Kramer adjourned the meeting.

Next Meeting: Monday, December 7, 2020 | 3:30 – 5:00 pm | via Zoom

2019-20 ELPA21 Proficiency Levels

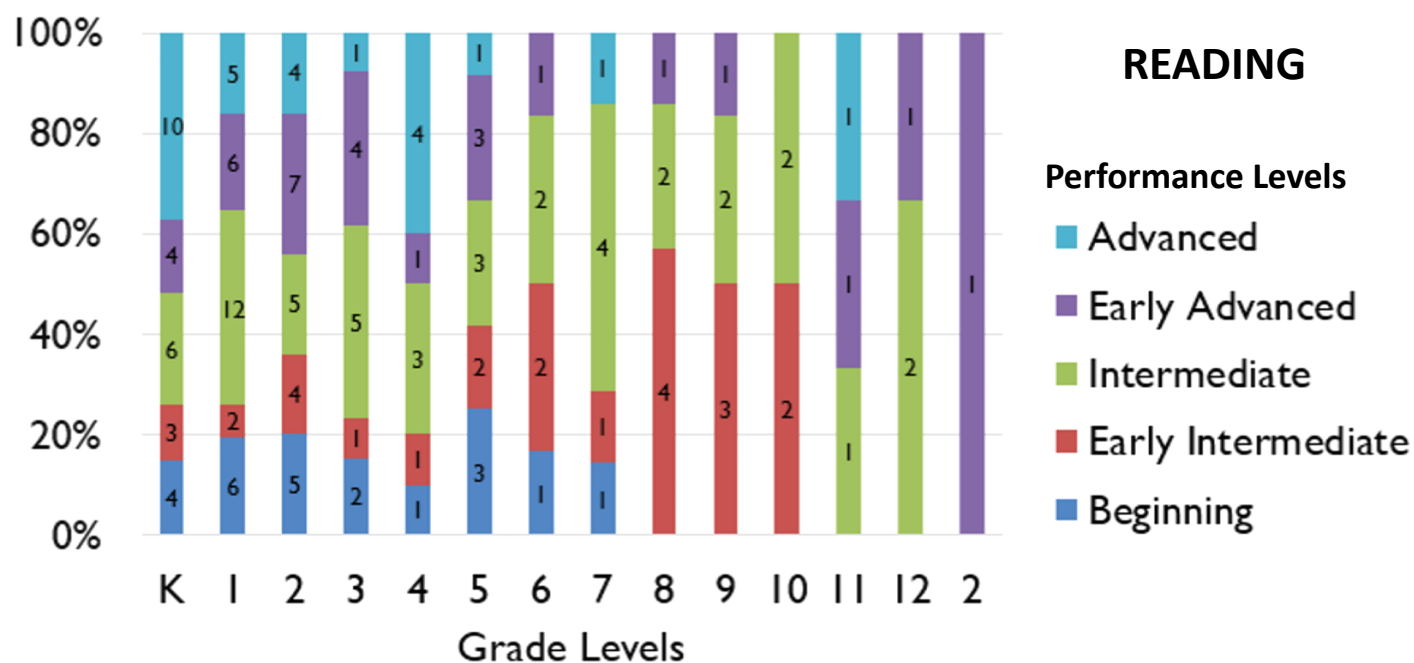
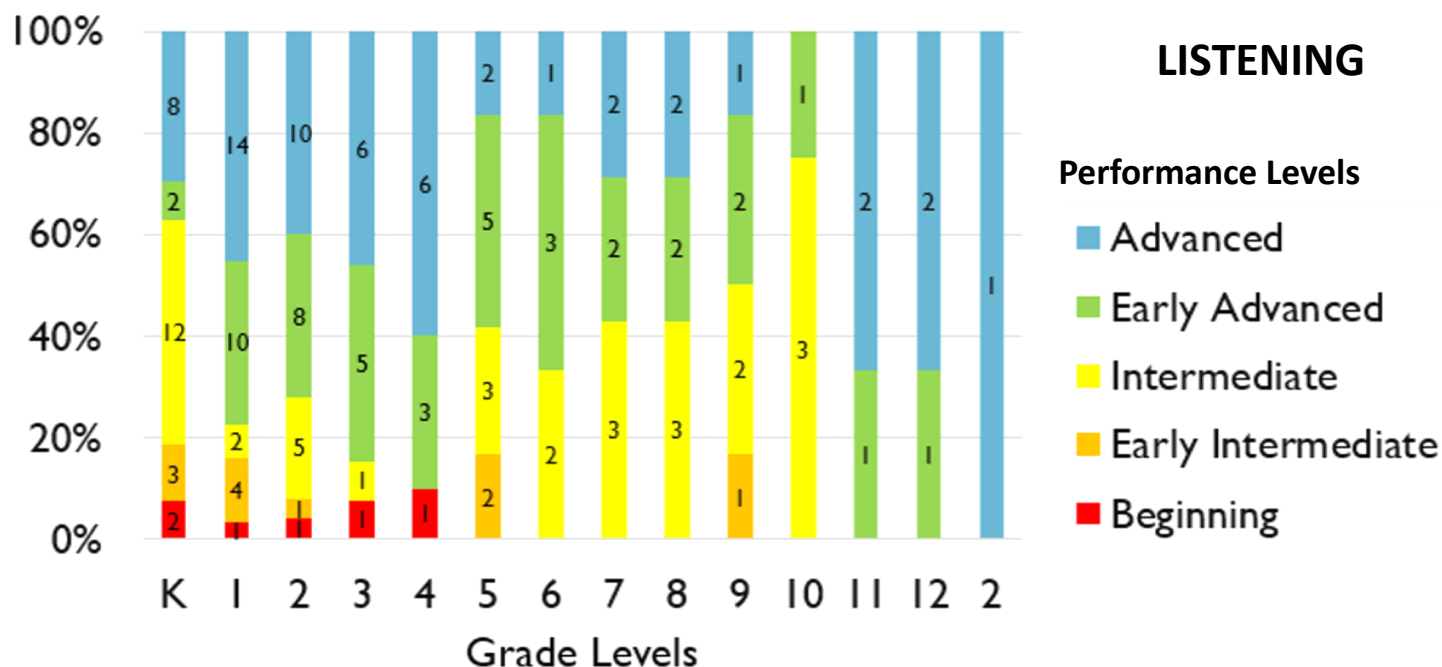


ELPA21 Summative 2019-2020

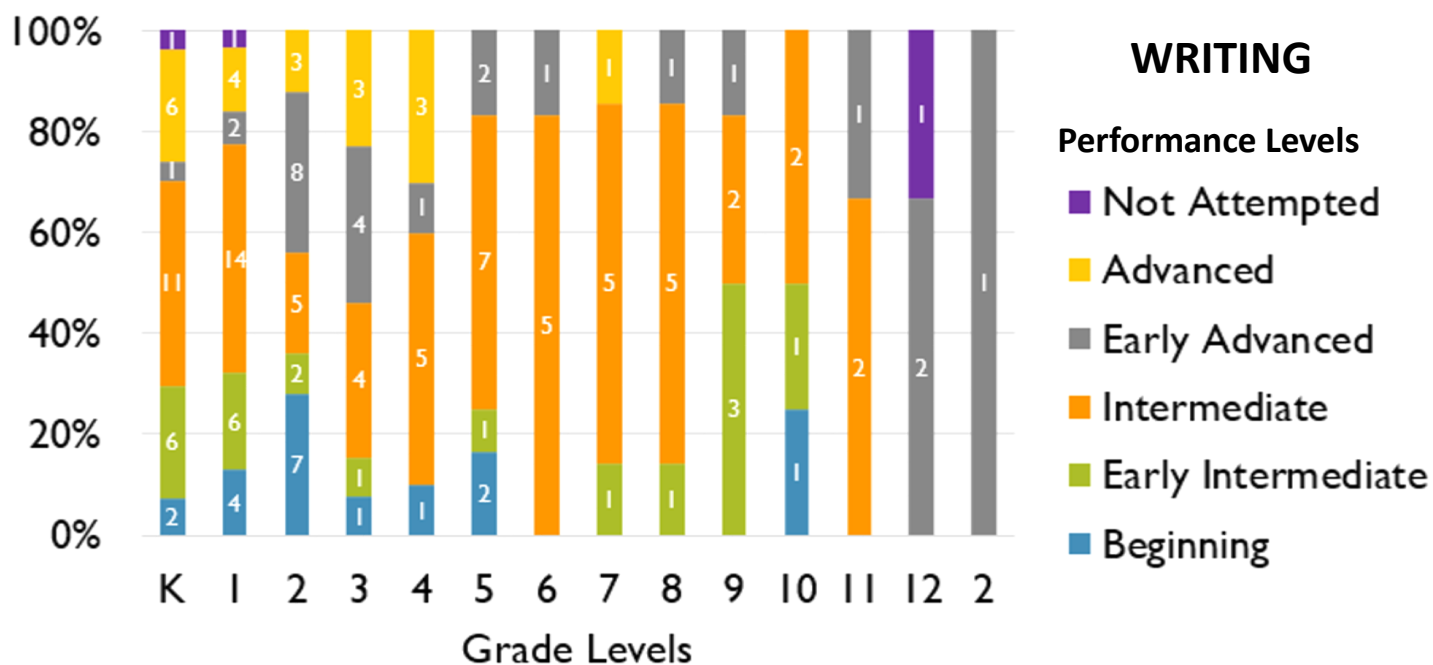
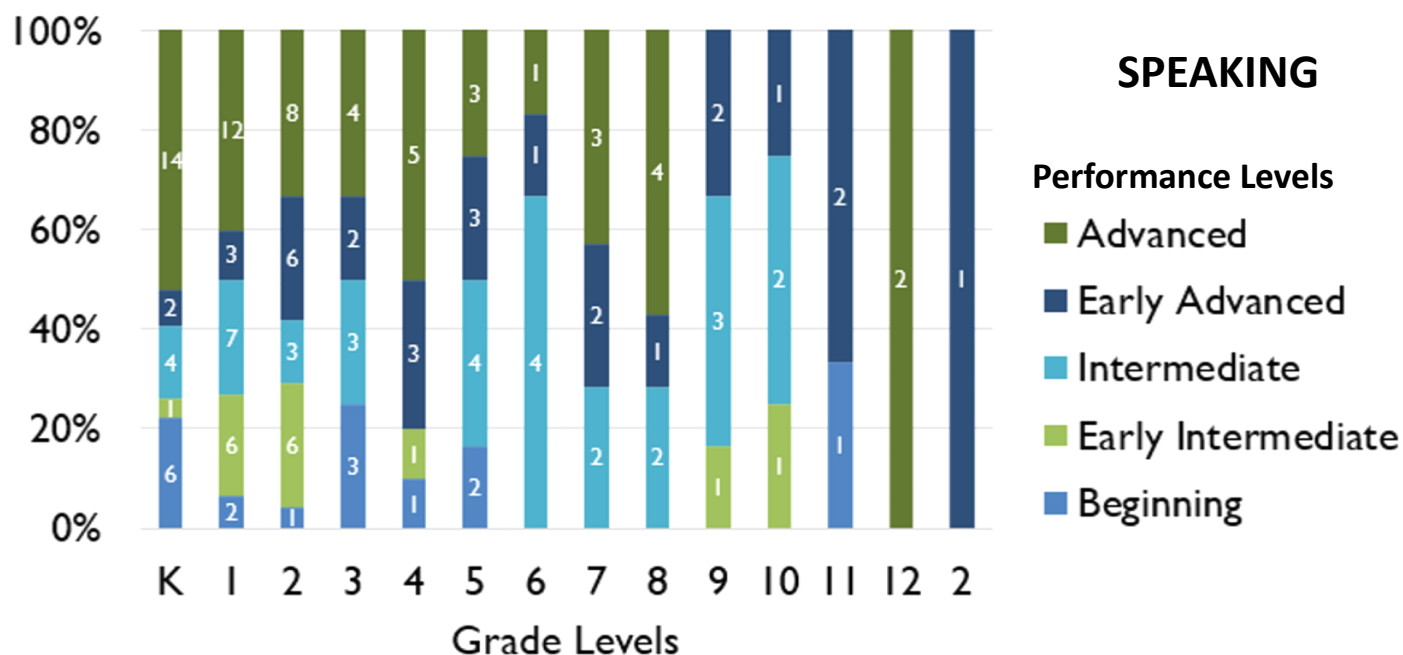
Grade	Number of Students Tested	Percent Determined Proficient
Kindergarten	27	22%
Grade 1	31	19%
Grade 2	25	32%
Grade 3	13	23%
Grade 4	10	40%
Grade 5	12	17%
Grade 6	6	0%
Grade 7	7	14%
Grade 8	7	14%
Grade 9	6	0%
Grade 10	4	0%
Grade 11	3	33%
Grade 12	3	33%

- ⇒ 85.7% of ELL Students in 9th grade in 2019-20 received passing grades in ELA, Math & Science Courses.
- ⇒ 66.6% of ELL students graduated for the class of 2020. (2 out of 3)
- ⇒ 22% of ELL students progressed to “Proficient” level on the 2019-20 ELPA21 assessment and transitioned out of the program.
- ⇒ 68% of ELL students were marked as “Progressing” on the 2019-20 ELPA21 assessment.
- ⇒ 10% of ELL students were marked as “Emerging” on the 2019-20 ELPA21 assessment.
- ⇒ 44 ELL students have not transitioned out of the program at end of 2019-20.
- ⇒ Progress of exited ELL students is not available this year since SBA Assessments were not done in 2019-20.

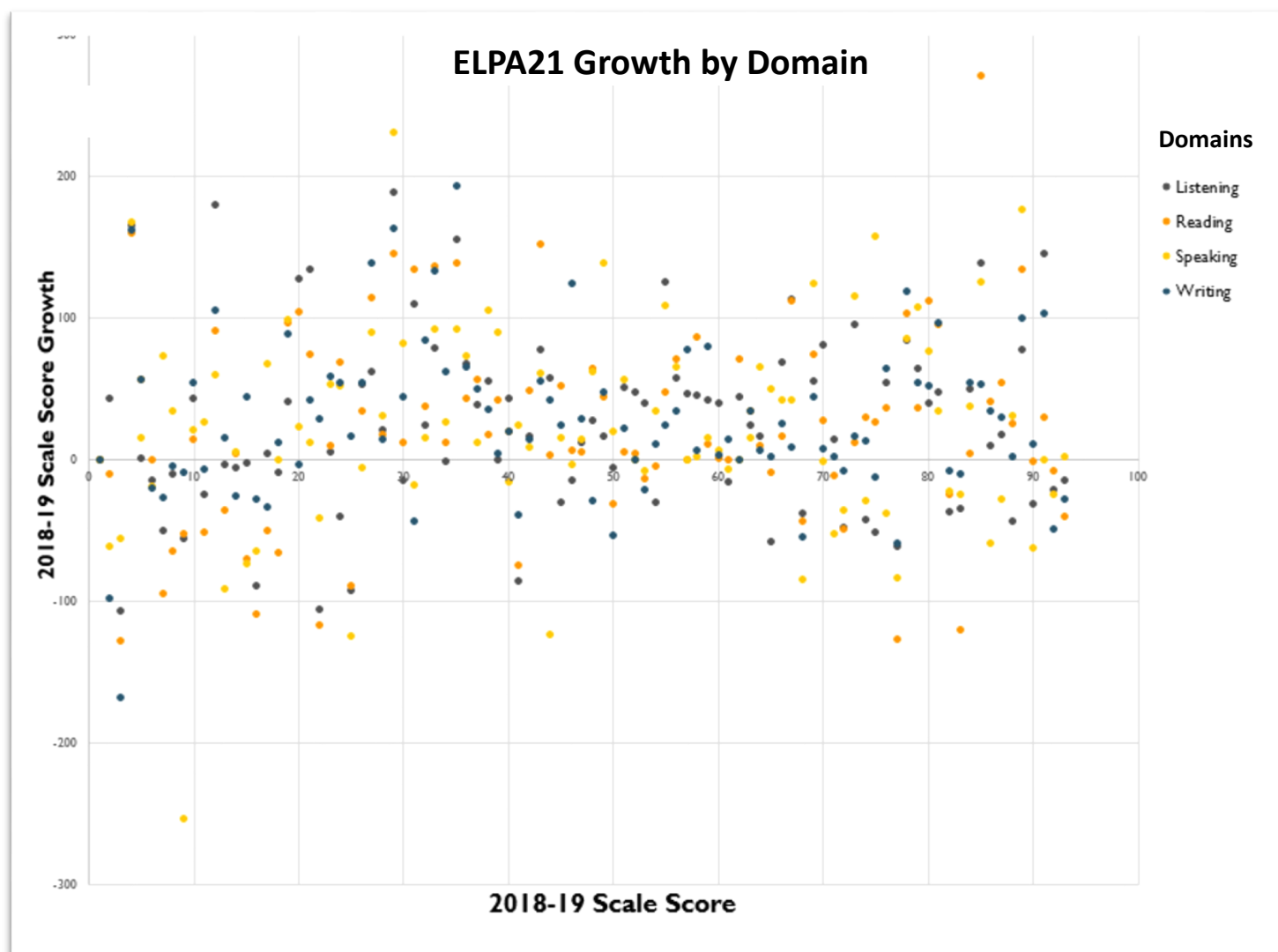
2019-20 ELPA21 Performance Level by Domain (cont.)



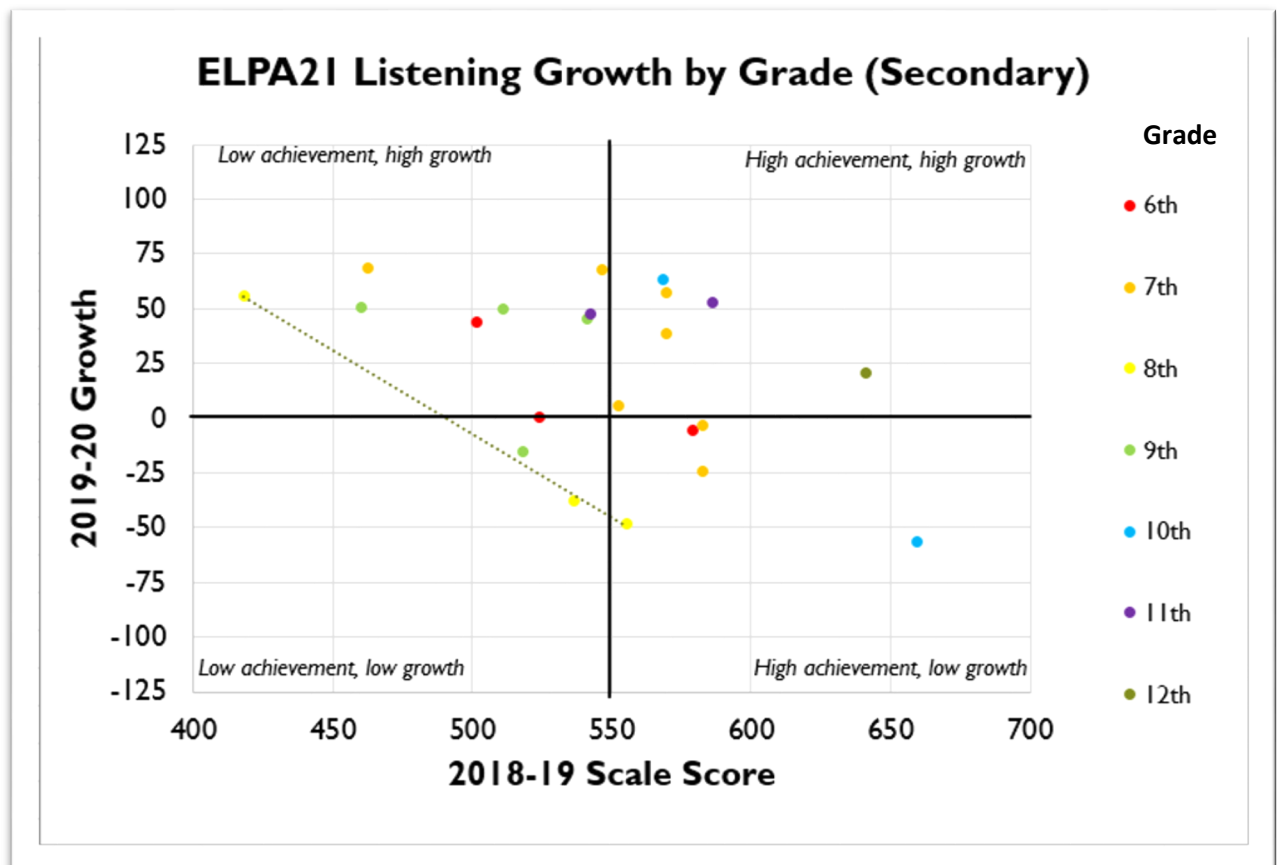
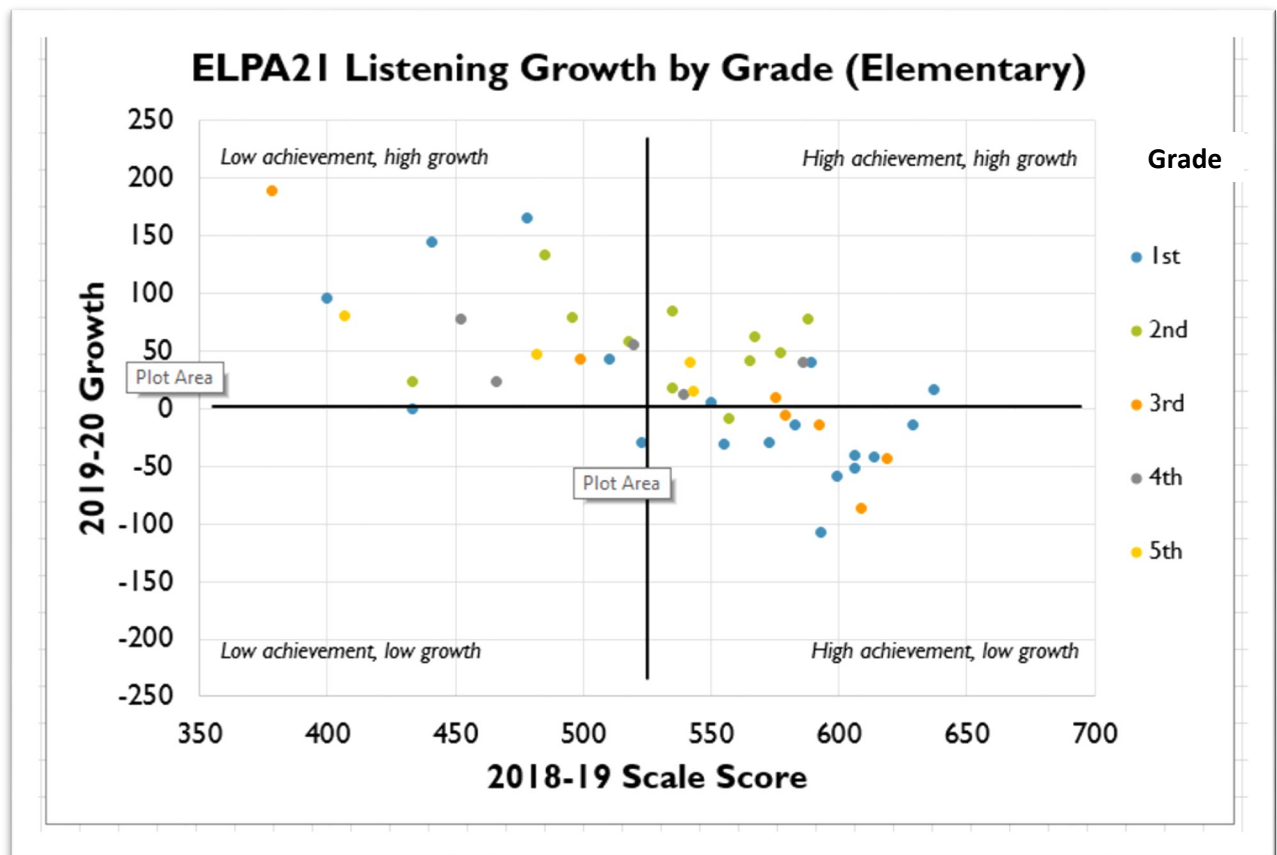
2019-20 ELPA21 Performance Level by Domain (cont.)



2019-20 ELPA21 Performance Level by Domain (*cont.*)

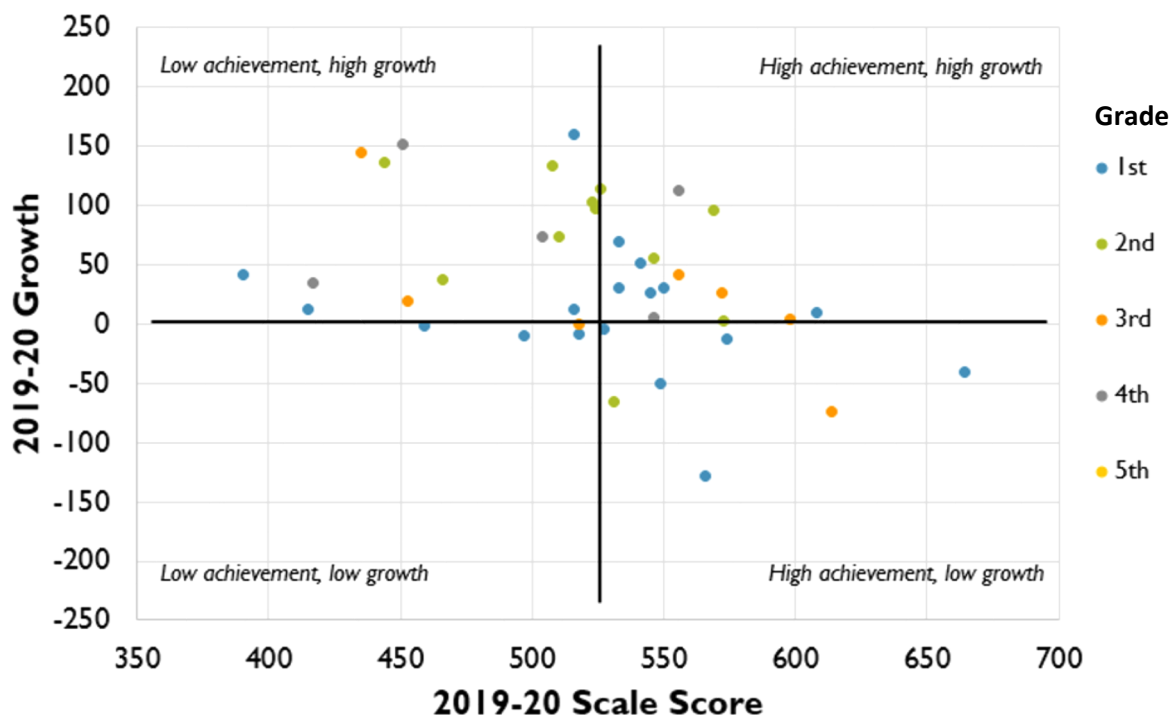


2019-20 ELPA21 Listening Growth (Elementary/Secondary)

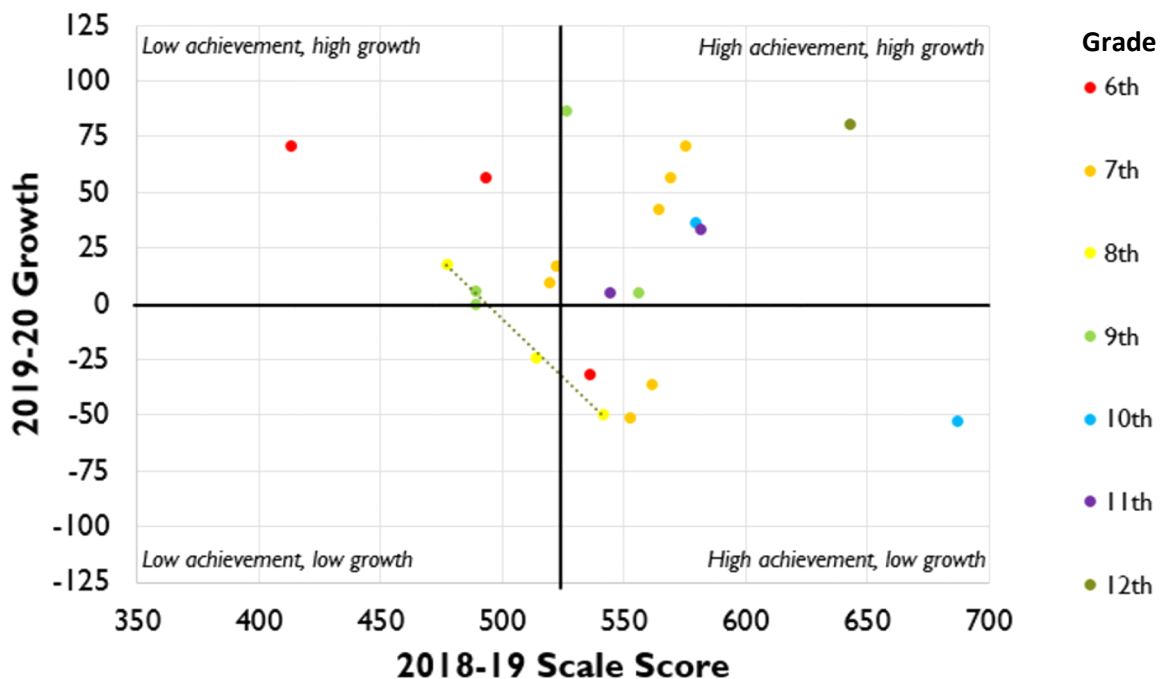


2019-20 ELPA21 Reading Growth (Elementary/Secondary)

ELPA21 Reading Growth by Grade (Elementary)

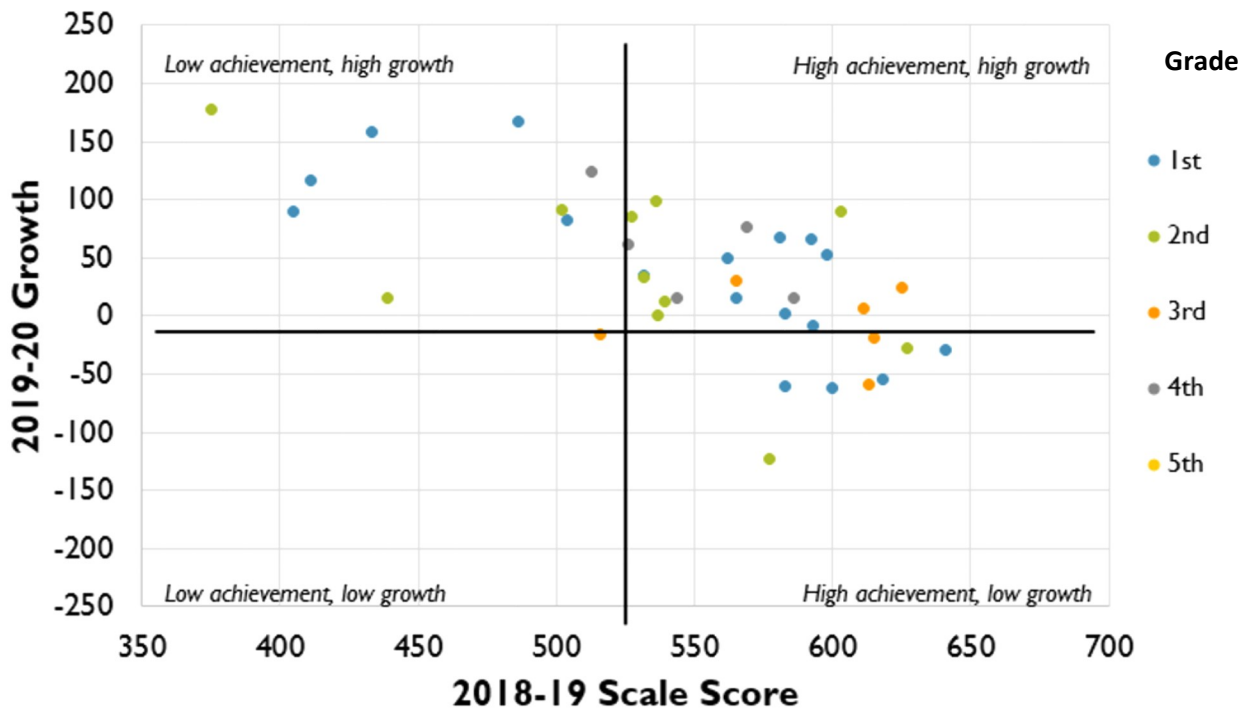


ELPA21 Reading Growth by Grade (Secondary)

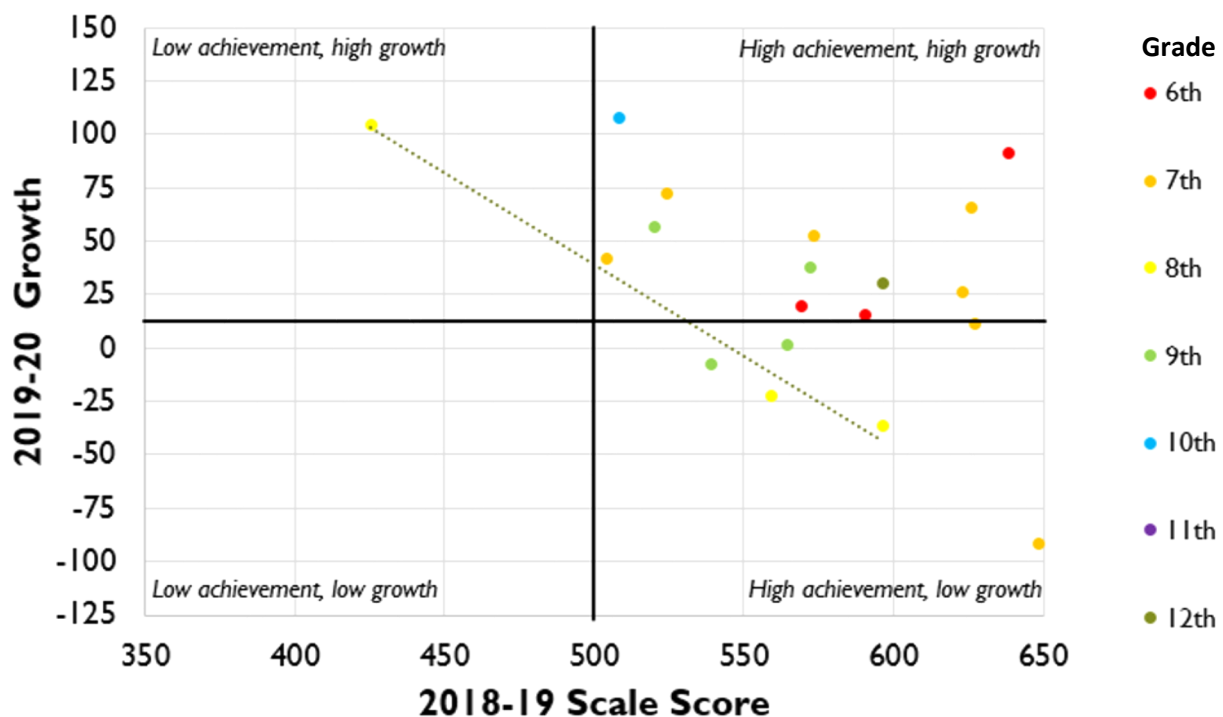


2019-20 ELPA21 Speaking Growth (Elementary/Secondary)

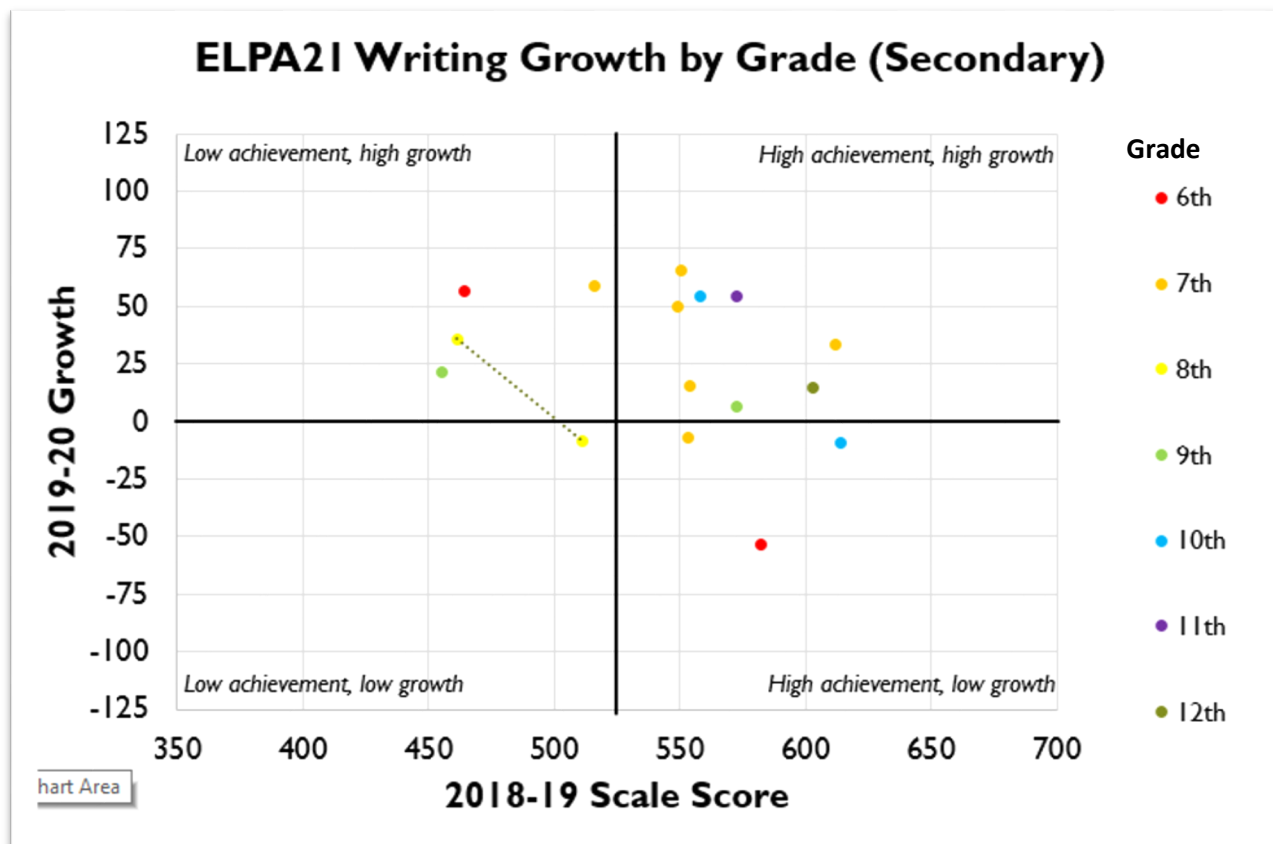
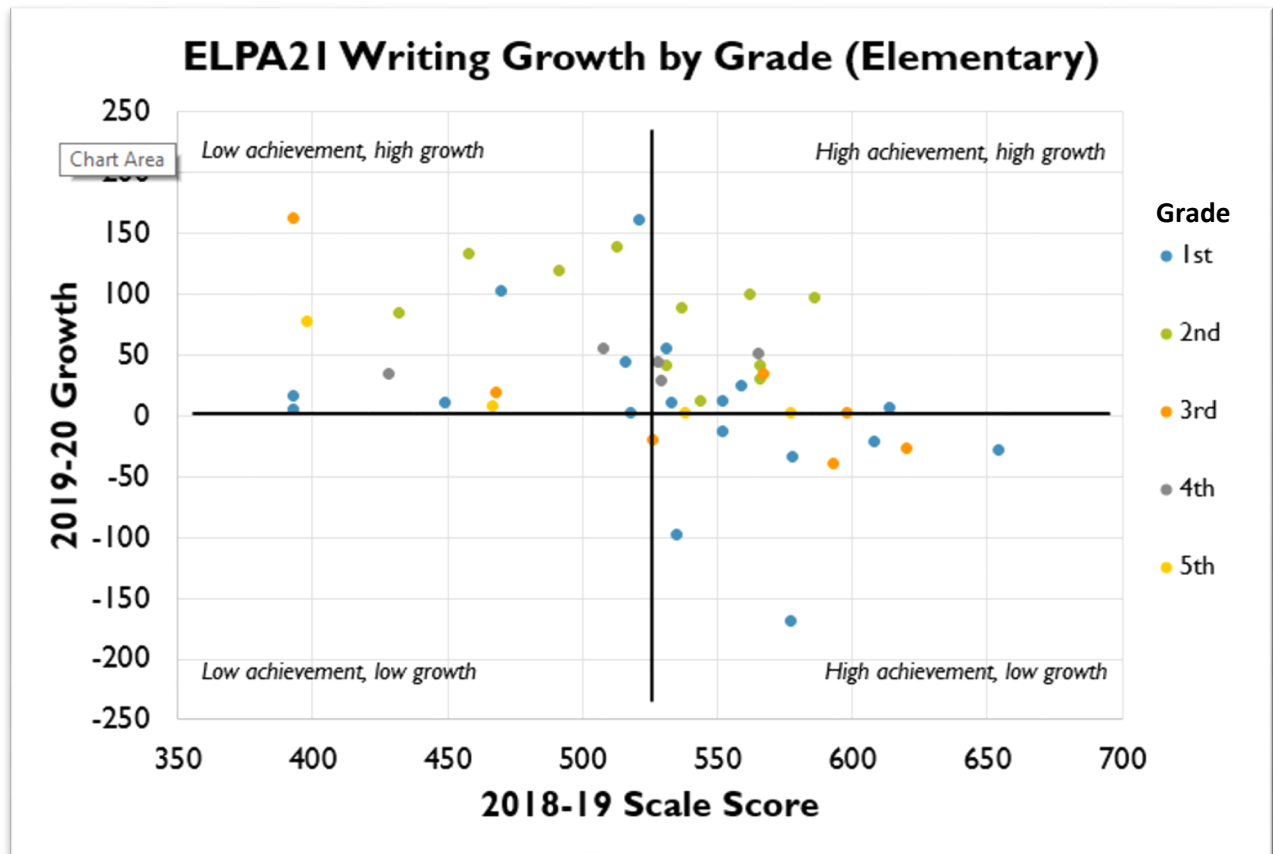
ELPA21 Speaking Growth by Grade (Elementary)



ELPA21 Speaking Growth by Grade (Secondary)



2019-20 ELPA21 Writing Growth (Elementary/Secondary)

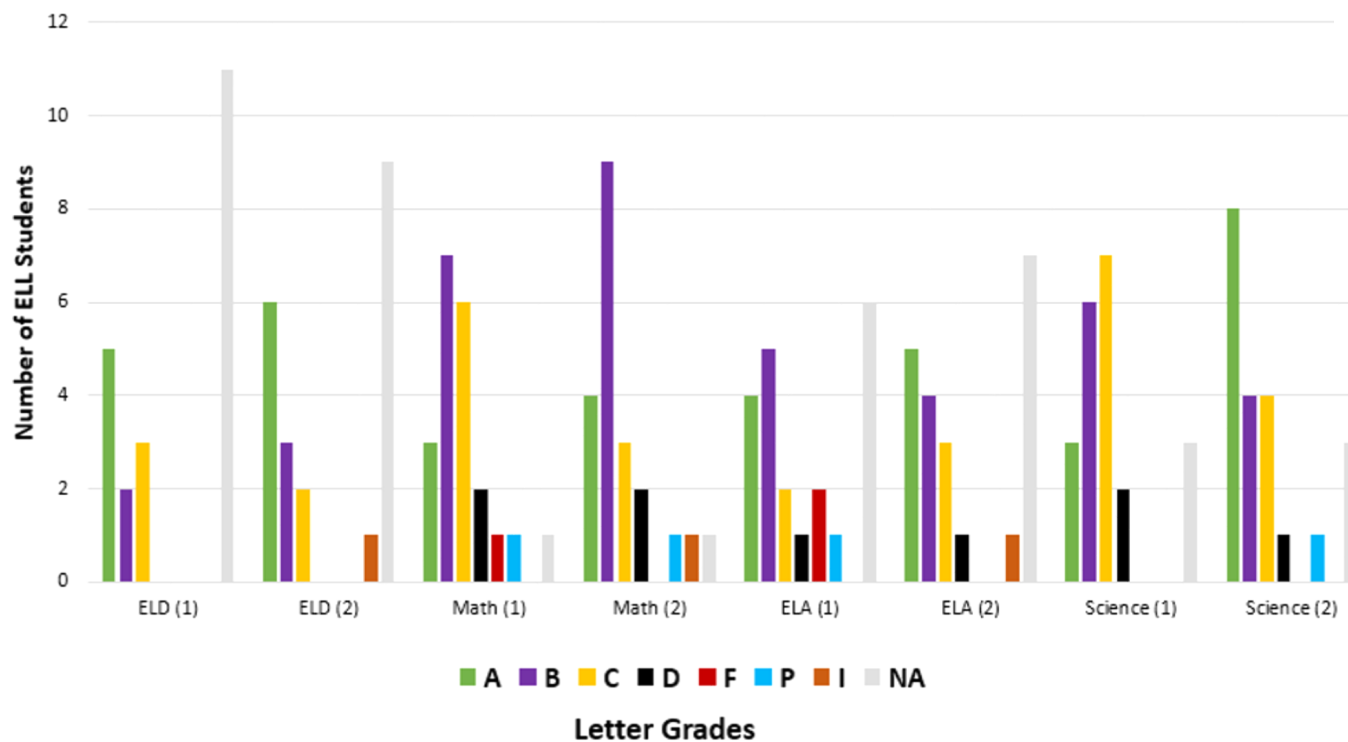


ELL Students –Non-Transitioned after 3 Years Academic Progress in 2019-2020

**2019-20 ELA, Math & Science Elementary Grades
Non-Transitioned Students after 3 Years**



**2019-20 ELA, Math & Science Secondary Grades
Non-Transitioned Students after 3 Years**



2018-19 9th Grade Course Failure Data (State vs. District)

85.7% of District ELL Students in 9th grade in 2019-20 received passing grades in all Courses.

The State data for 2019-20 9th grade failure rates are not available at this time.

Below are the state and district trends for 9th Grade Course Failure Rates for 2018-19.

What percent of students passed all their courses in ninth grade?

Washington State

2019

72.9%

Ninth graders are considered on track if they passed all credits they attempted in 9th grade. This does not include withdrawals. This includes first time 9th graders only.

What percent of students passed all their courses in ninth grade?

Pullman School District

2019

85.0%

Ninth graders are considered on track if they passed all credits they attempted in 9th grade. This does not include withdrawals. This includes first time 9th graders only.

2018-19 9th Grade Course Failure Data (cont.) (State vs. District)

What percent of students passed all their courses in ninth grade, by student program and characteristics?

Washington State 2019

English Language Learners	<div></div> 50.9%
Non-English Language Learners	<div></div> 75.1%

What percent of students passed all their courses in ninth grade, by student program and characteristics?

Some or all data is hidden to protect student privacy

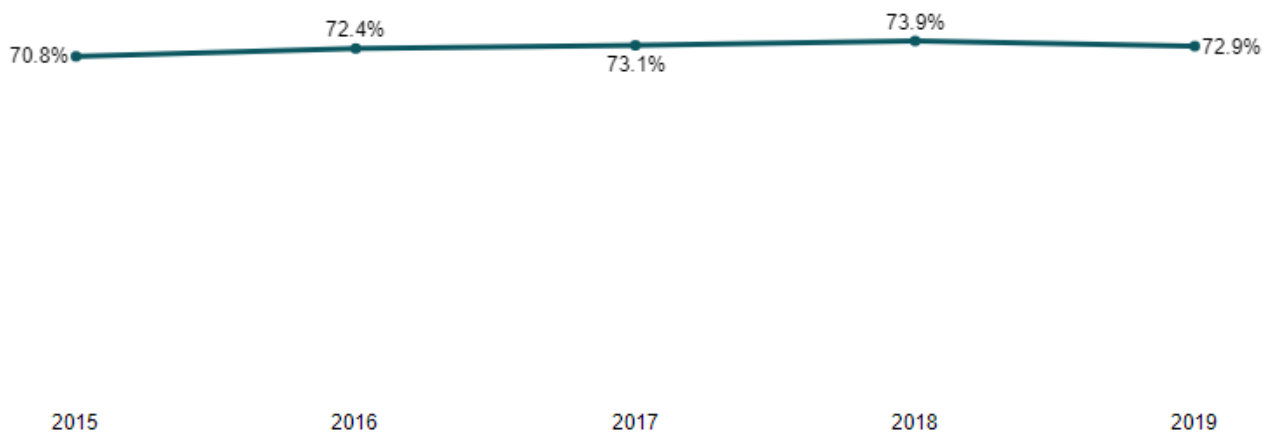
Pullman School District 2019

English Language Learners	Suppressed: N<10
Non-English Language Learners	<div></div> 84.9%

2018-19 9th Grade Course Failure Data (*cont.*) (State vs. District)

What percent of students passed all their courses in ninth grade over time?

Washington State



What percent of students passed all their courses in ninth grade over time?

Pullman School District

